



# BNY Mellon Small Cap Value Fund

**FACT SHEET**  
**Dec 31, 2021**

Class A **RUDAX**    Class C **BOSCX**    Class I **STSVX**    Class Y **BOSYX**

## Goal/Approach

The fund seeks long-term growth of capital. The fund invests, under normal circumstances, at least 80% of its net assets in equity securities of small-cap U.S. companies. The fund currently considers small-cap companies to be those with total market capitalizations, at the time of purchase, that are equal to or less than the total market capitalization of the largest company included in the Russell 2000 Value Index.

## CUSIP

Class A 05588D308  
Class C 05588D407  
Class I 05586X884  
Class Y 05588D506

## Assets for the Fund

\$201,663,212

## Holdings<sup>2</sup>

113

## Dividend Frequency

Annually

## Morningstar Category

Small Blend

## Lipper Category

Small-Cap Core Funds

## Sub-Adviser

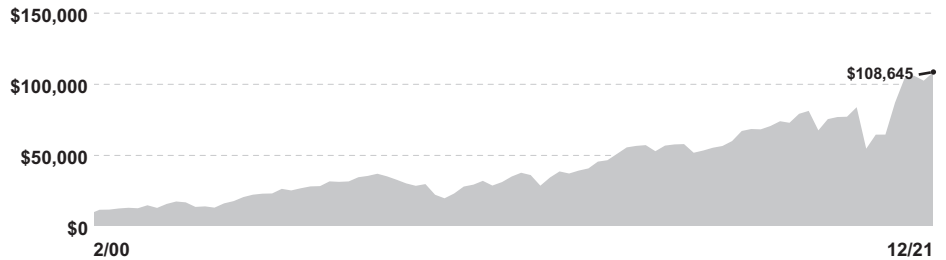


## Investment Adviser

BNY Mellon Investment Adviser, Inc.

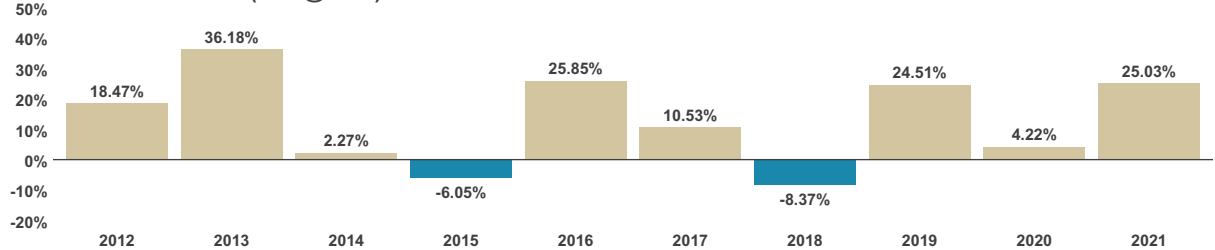
## Growth of a \$10,000 Investment<sup>1</sup>

A hypothetical \$10,000 investment in the fund's Class A shares on 2/1/00 would have been worth \$108,645 on 12/31/21.



This does not reflect the 5.75% maximum front-end sales load applicable to Class A shares which, if reflected, would have lowered performance. Assumes reinvestment of dividends and capital gains. Performance for the fund's other share classes would vary.

## Historical Performance (CL.I @ NAV)<sup>3</sup>



## Average Annual Total Returns (12/31/21)<sup>1</sup>

Share Class/Inception Date	3 M	YTD	1 Yr	3 Yr	5 Yr	10 Yr
Class A (NAV) 08/01/16	5.96%	24.60%	24.60%	17.13%	10.09%	12.16%
Class A (5.75% max. load)	-0.14%	17.42%	17.42%	14.85%	8.80%	11.50%
Class C (NAV) 08/01/16	5.75%	23.63%	23.63%	16.16%	9.15%	11.64%
Class C (1.00% max. CDSC)	4.83%	22.63%	22.63%	16.16%	9.15%	11.64%
Class I (NAV) 02/01/00	6.01%	25.03%	25.03%	17.50%	10.44%	12.35%
Class Y (NAV) 08/01/16	6.06%	25.06%	25.06%	17.58%	10.51%	12.38%
Russell 2000® Value Index <sup>4</sup>	4.36%	28.27%	28.27%	17.99%	9.07%	12.03%

The performance data quoted represents past performance, which is no guarantee of future results. Share price and investment return fluctuate, and an investor's shares may be worth more or less than original cost upon redemption. Current performance may be lower or higher than the performance quoted. Performance for periods less than 1 year is not annualized. Go to [im.bnymellon.com](http://im.bnymellon.com) for the fund's most recent month-end returns. The net expense ratio(s) reflect a contractual expense reduction agreement through 2/1/2022, without which, the returns would have been lower. Total Expense Ratios: Class A 1.42%, Class C 2.31%, Class I 1.07%, Class Y 1.01%. Net Expense Ratios: Class A 1.42%, Class C 2.31%, Class I 1.07%, Class Y 1.00%. Not all classes of shares may be available to all investors or through all broker-dealer platforms.

<sup>1</sup>The total return performance figures for Class A, Class C and Class Y shares of the fund represent the performance of the fund's Class I shares for periods prior to 8/1/16, the inception date for Class A, Class C and Class Y shares, and the performance of Class A, Class C and Class Y, respectively, from that inception date. Performance reflects the applicable class's distribution/servicing fees since the inception date. Investors should consider, when deciding whether to purchase a particular class of shares, the investment amount, class restrictions, anticipated holding period and other relevant factors. <sup>2</sup>Portfolio composition is as of 12/31/2021 and is subject to change at any time. <sup>3</sup>Performance figures may reflect reimbursements or fee waivers, without which the performance would have been lower.

<sup>4</sup>Source: FactSet. The **Russell 2000® Value Index** measures the performance of the small-cap value segment of the U.S. equity universe. It includes those Russell 2000 companies that are considered more value-oriented relative to the overall market as defined by Russell's leading style methodology. The Russell 2000® Value Index is constructed to provide a comprehensive and unbiased barometer for the small-cap value segment. The index is completely reconstituted annually to ensure larger stocks do not distort the performance and characteristics of the true small-cap opportunity set and that the represented companies continue to reflect value characteristics. Investors cannot invest directly in any index.

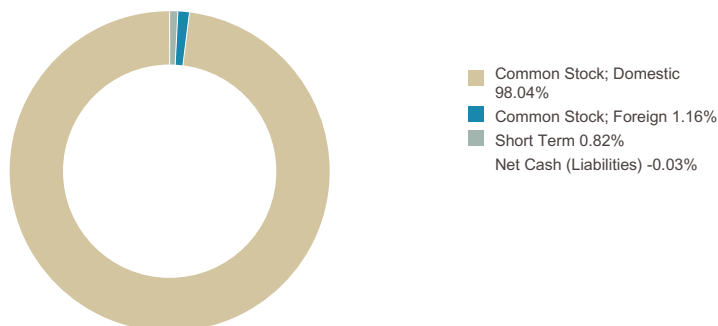
"Newton" and/or the "Newton Investment Management" brand refers to Newton Investment Management Limited. Newton is incorporated in the United Kingdom and is authorized and regulated by the Financial Conduct Authority in the conduct of investment business. Newton is registered with the U.S. Securities and Exchange Commission (SEC) as an investment adviser. Newton is a subsidiary of The Bank of New York Mellon Corporation.

Not FDIC-Insured. Not Bank-Guaranteed. May Lose Value.

# BNY Mellon Small Cap Value Fund

Class A **RUDAX**    Class C **BOSCX**    Class I **STSVX**    Class Y **BOSYX**

## Asset Allocation<sup>1</sup>

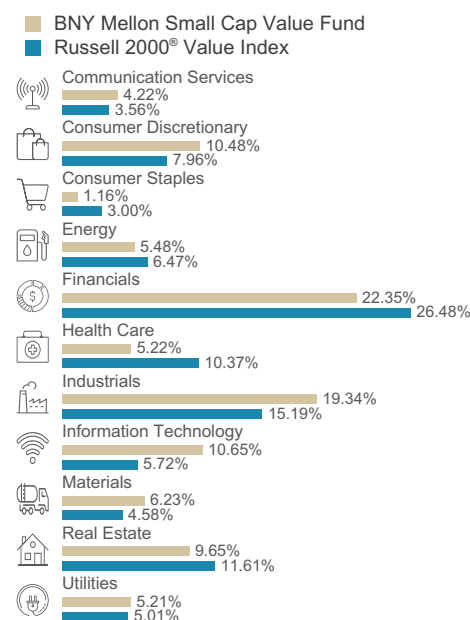


## Top Ten Holdings<sup>1</sup>

KBR	2.36%
Federated Hermes	1.99%
Newmark Group	1.84%
Apria	1.73%
Webster Financial	1.70%
Fluor	1.67%
SkyWest	1.65%
Acadia Healthcare	1.48%
UMB Financial	1.46%
Lions Gate Entertainment	1.39%

The holdings listed should not be considered recommendations to buy or sell a security. Large concentrations can increase share price volatility.

## Sector Allocation<sup>1,2</sup>



## Portfolio Management

The fund's investment adviser is BNY Mellon Investment Adviser, Inc. (BNYM Investment Adviser). The fund is managed by a team of investment professionals employed by Newton Investment Management North America LLC (Newton), an affiliate of BNYM Investment Adviser. The team members who are jointly and primarily responsible for managing the fund's portfolio are Joseph M. Corrado, CFA, Stephanie K. Brandaleone, CFA, Jonathan J. Piskorowski, CFA and Andrew Leger. Mr. Corrado and Ms. Brandaleone have been primary portfolio managers of the fund since February 2000. Mr. Piskorowski has been a primary portfolio manager of the fund since October 2014. Mr. Leger has been a primary portfolio manager of the fund since September 2021. Messrs. Corrado and Leger are each portfolio managers at Newton. Ms. Brandaleone and Mr. Piskorowski are each research analysts at Newton.

Investors should consider the investment objectives, risks, charges and expenses of a mutual fund carefully before investing. To obtain a prospectus, or a summary prospectus, if available, that contains this and other information about a fund, contact your financial professional or visit [im.bnymellon.com](http://im.bnymellon.com). Read the prospectus carefully before investing. Investors should discuss with their financial professional the eligibility requirements for Class I and Y shares, which are available only to certain eligible investors, and the historical results achieved by the fund's respective share classes.

BNY Mellon Investment Adviser, Inc., Newton Investment Management North America, LLC and BNY Mellon Securities Corporation are subsidiaries of The Bank of New York Mellon Corporation. BNY Mellon is the corporate brand of The Bank of New York Mellon Corporation.

<sup>1</sup>Portfolio composition is as of 12/31/2021 and is subject to change at any time. <sup>2</sup>Source: Newton.

**Risks:** Equities are subject to market, market sector, market liquidity, issuer, and investment style risks, among other factors, to varying degrees. Small and midsize company stocks tend to be more volatile and less liquid than larger company stocks as these companies are less established and have more volatile earnings histories. Recent market risks include pandemic risks related to COVID-19. The effects of COVID-19 have contributed to increased volatility in global markets and will likely affect certain countries, companies, industries and market sectors more dramatically than others. To the extent the fund may overweight its investments in certain countries, companies, industries or market sectors, such positions will increase the fund's exposure to risk of loss from adverse developments affecting those countries, companies, industries or sectors.

The information being provided is general information about our firm and its products and services. It should not be construed as investment advice or a recommendation with respect to any product or service and should not serve as a primary basis for investment decisions. Please consult a legal, tax or financial professional in order to determine whether an investment product or service is appropriate for a particular situation.